

TC12

series



Product Segments

- **Care Motion**
- **Industrial Motion**

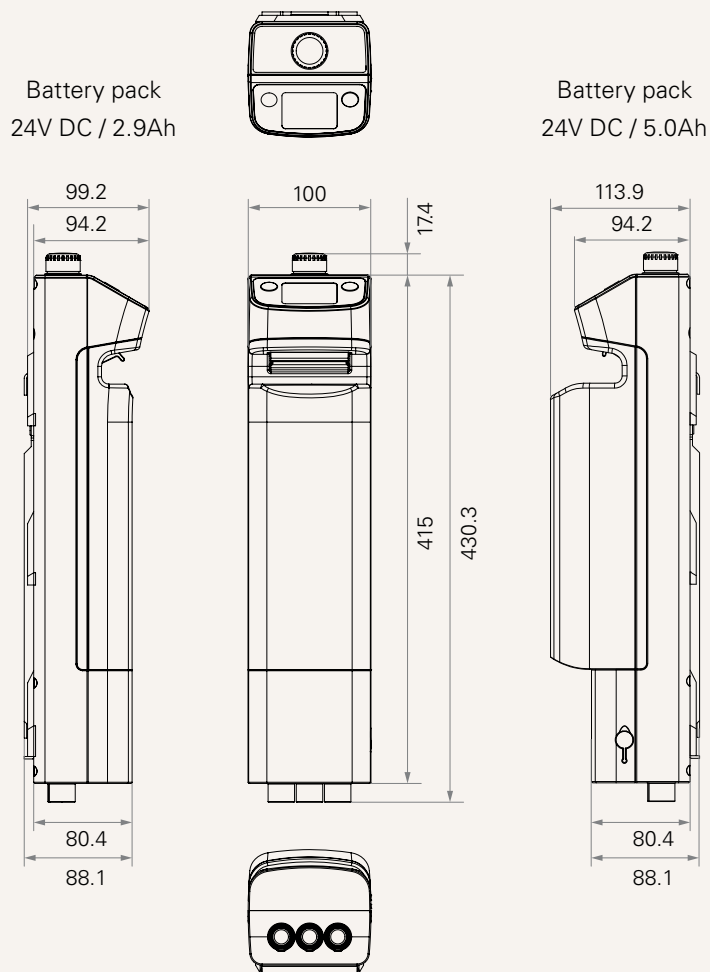
We create an optimum solution to meet specific patient needs and to secure a safe and comfortable transfer as well as achieving a safe and efficient working environment for the caregivers.

General Features

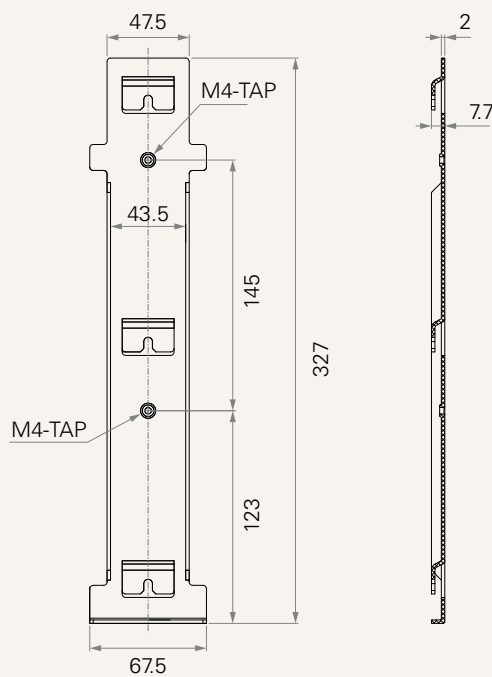
Detachable battery pack	2.9Ah or 5Ah
Number of actuators	1~3
IP rating	Up to IP54
Certificate	IEC60601-1, ES60601-1, IEC60601-1-2
Options	With LCD display, LED power indicator
With wall mount battery charger-TBC2 (Note: charge cradle is optional)	
Battery alarm when battery with lower capacity remaining	
Emergency stop button	
Easy installation	

Drawing

Standard Dimensions
(mm)

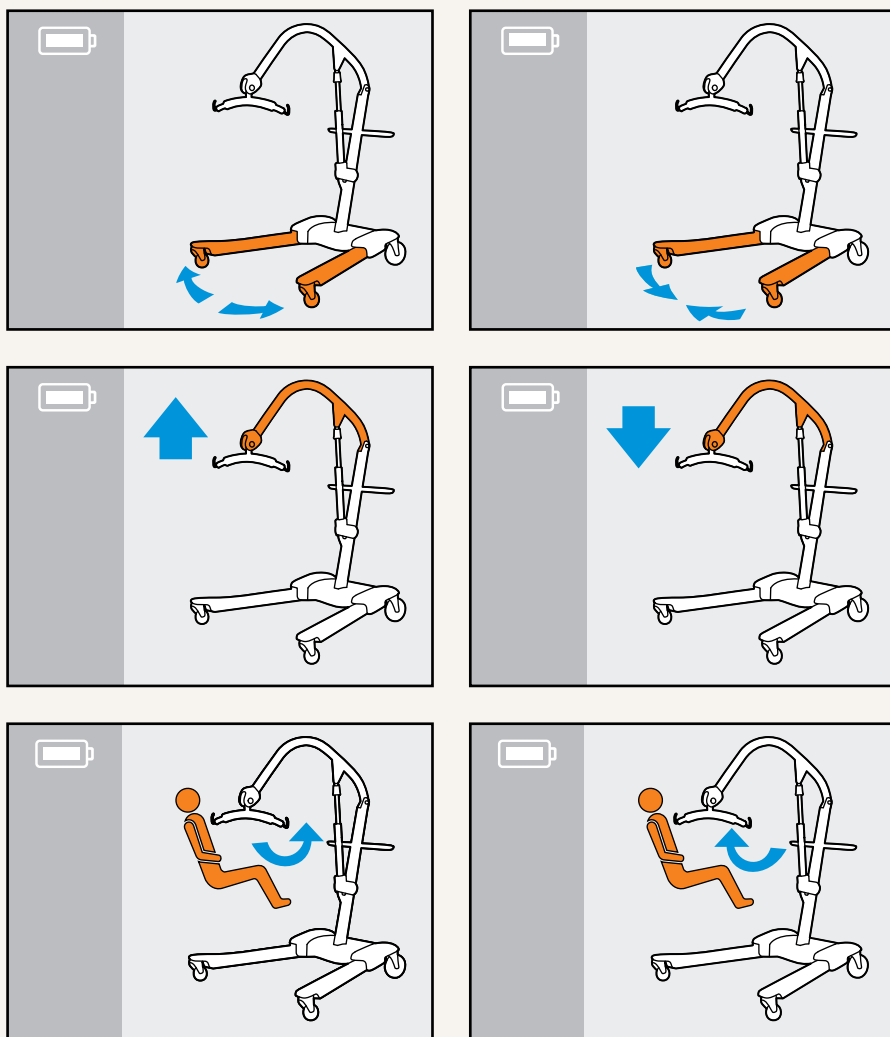


Dimensions with Bracket
(mm)



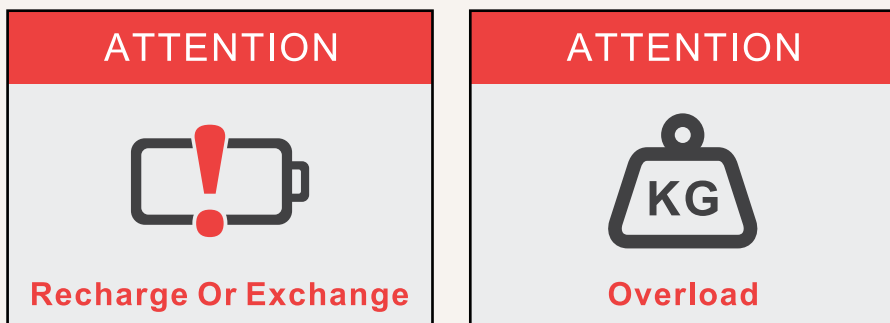
Operation Status

Control legs open / close and sling up / down




Notification

Alarm for low battery capacity, overloading, and safety switch to prevent over extending

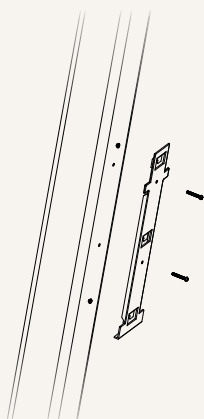


Battery Status

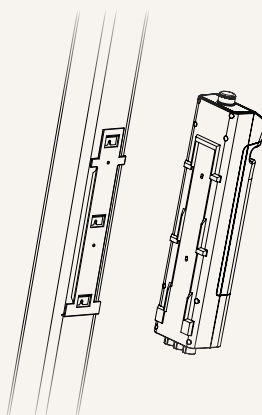


Installation Guide

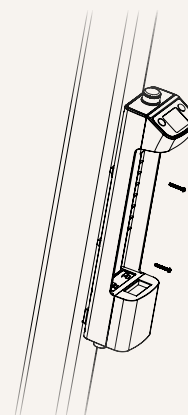
1. Install the bracket on the hoist frame



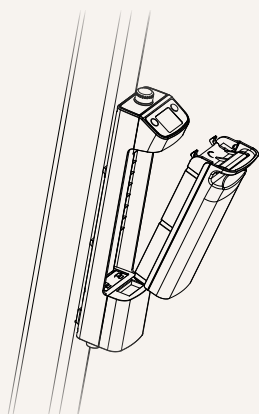
2. Install the TC12 on the bracket



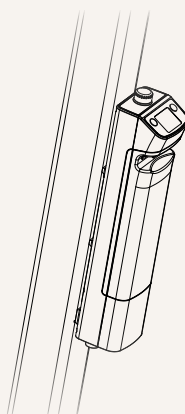
3. Make sure all fasteners are tightened properly



4. Install the battery



5. Installation is complete



System Overview

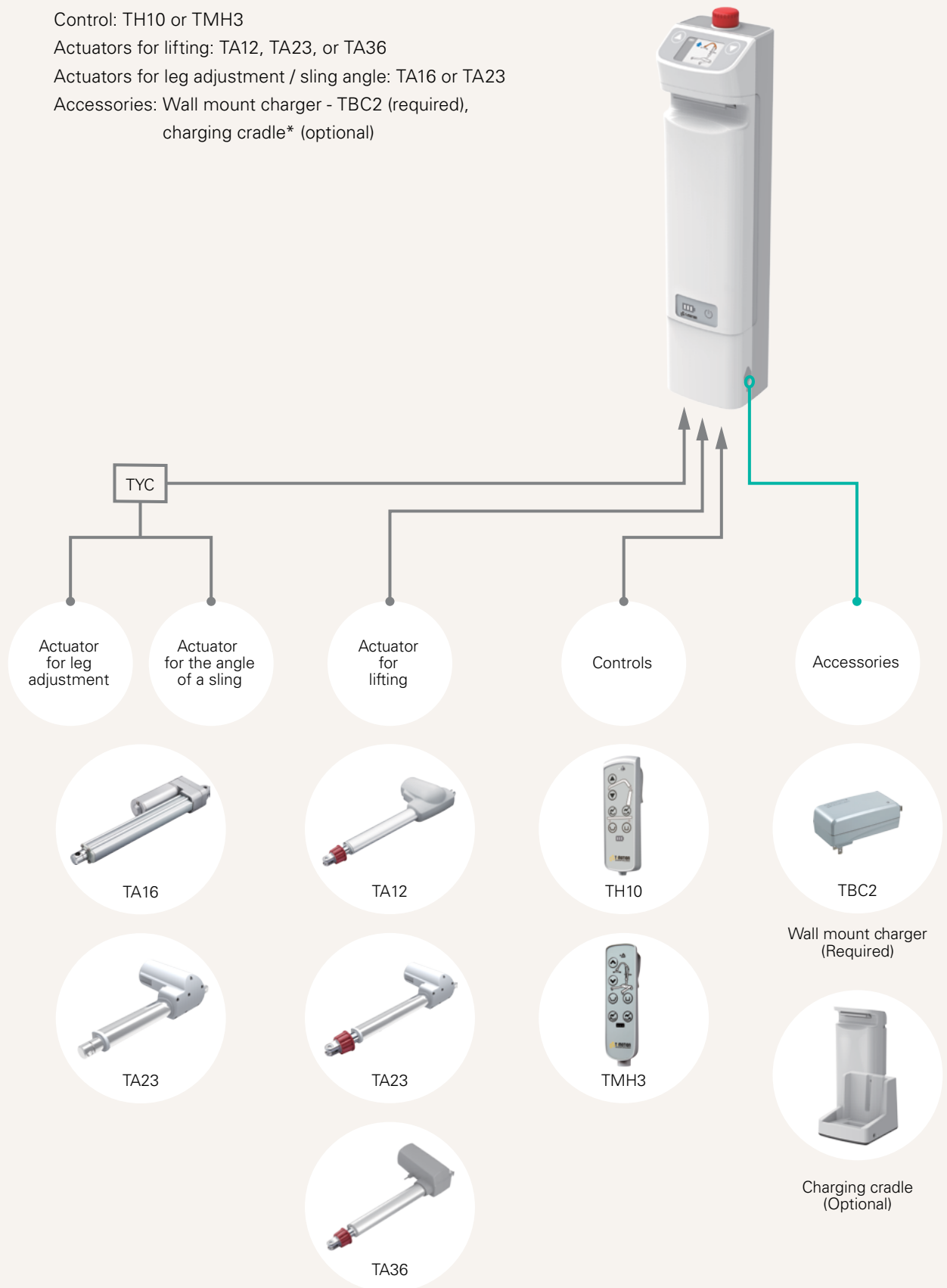
Control box: TC12

Control: TH10 or TMH3

Actuators for lifting: TA12, TA23, or TA36

Actuators for leg adjustment / sling angle: TA16 or TA23

Accessories: Wall mount charger - TBC2 (required),
charging cradle* (optional)



Note

- 1 One of TBC2's options is a charging cradle which allows the battery pack to charge separate from the control box.

TC12

Version: 20190423-J

Battery Pack See page 8	0 = Without		3 = 24V DC / 2.9Ah + LED power indicator
	1 = 24V DC / 2.9Ah		4 = 24V DC / 5.0Ah + LED power indicator
	2 = 24V DC / 5.0Ah		
Channel for Actuator	1 = 1	2 = 2	3 = 3
Color	1 = Standard (Upper housing: light grey 1C; Lower Housing: cold grey 5C)		
Digital Display	1 = Black / white display, 2 buttons		5 = Without display, 4 buttons, LED power indicator
	2 = Color display, 2 buttons		6 = Without display, 4 buttons
	3 = Without display, no button		8 = Without display, 2 buttons, LED power indicator
	4 = Without display, 2 buttons		
IP Rating	1 = Without	2 = IP54	

TC12 - Without MCU Ordering Key

TC12

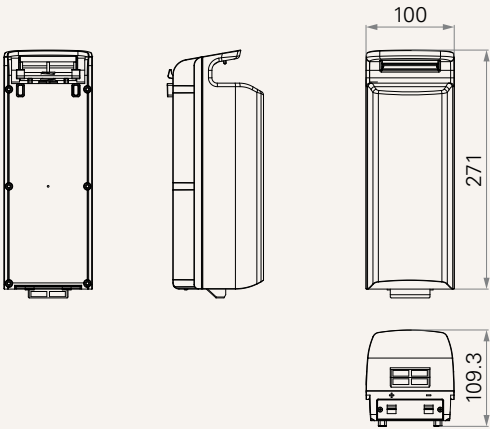
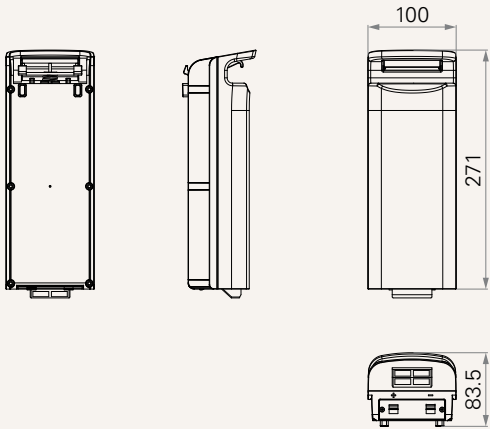
Version: 20190423-J

Battery Pack See page 8	0 = Without	1 = 24V DC / 2.9Ah	2 = 24V DC / 5.0Ah
Number of Actuators	1 = 1	2 = 2	
Color	1 = Standard (Upper housing: light grey 1C; Lower Housing: cold grey 5C)		
Digital Display	0 = Without display, no button (without MCU)		7 = Without display, 2 buttons (without MCU)
IP Rating	1 = Without	2 = IP54	

Battery Pack

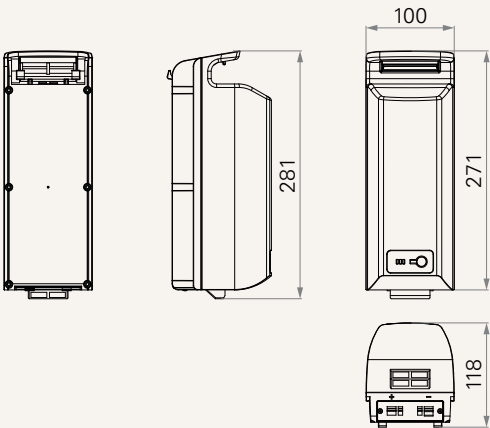
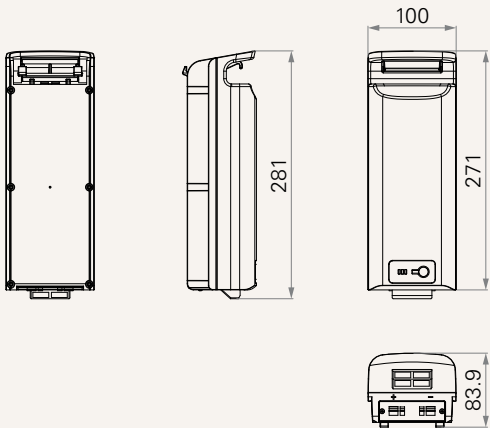
1 = 24V DC / 2.9Ah

2 = 24V DC / 5.0Ah



3 = 24V DC / 2.9Ah + LED power indicator

4 = 24V DC / 5.0Ah + LED power indicator



Terms of Use

The user is responsible for determining the suitability of TiMOTION products for a specific application. TiMOTION products are subject to change without prior notice.